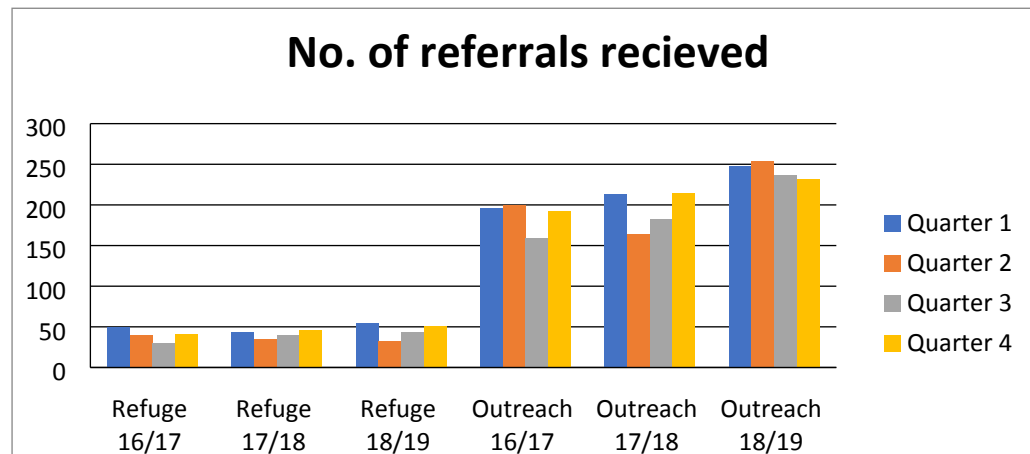


DCC DVA commissioned provision Performance Highlights 2018-19

Referrals Received

The number of referrals received during the reporting period of 01 April 2018 to 31 March 2019 was **1154**.

The graph below shows total referrals received per quarter since the service began:



Of the **1154** referrals received:

- 183 were referred for refuge - the service had 81 refuge spaces available.
- 102 referrals were either not suitable for the service, they declined support, or they failed to arrive.

All agencies involved with the client were contacted to ensure an alternative support package could be offered.

There were 971 were referrals for outreach support.

95% of all outreach referrals received some form of outreach support within community enabling those people to stay in their homes.

There was a significant spike in refuge referrals for June 2018, this may have been due to the Football World Cup which was on during the same month

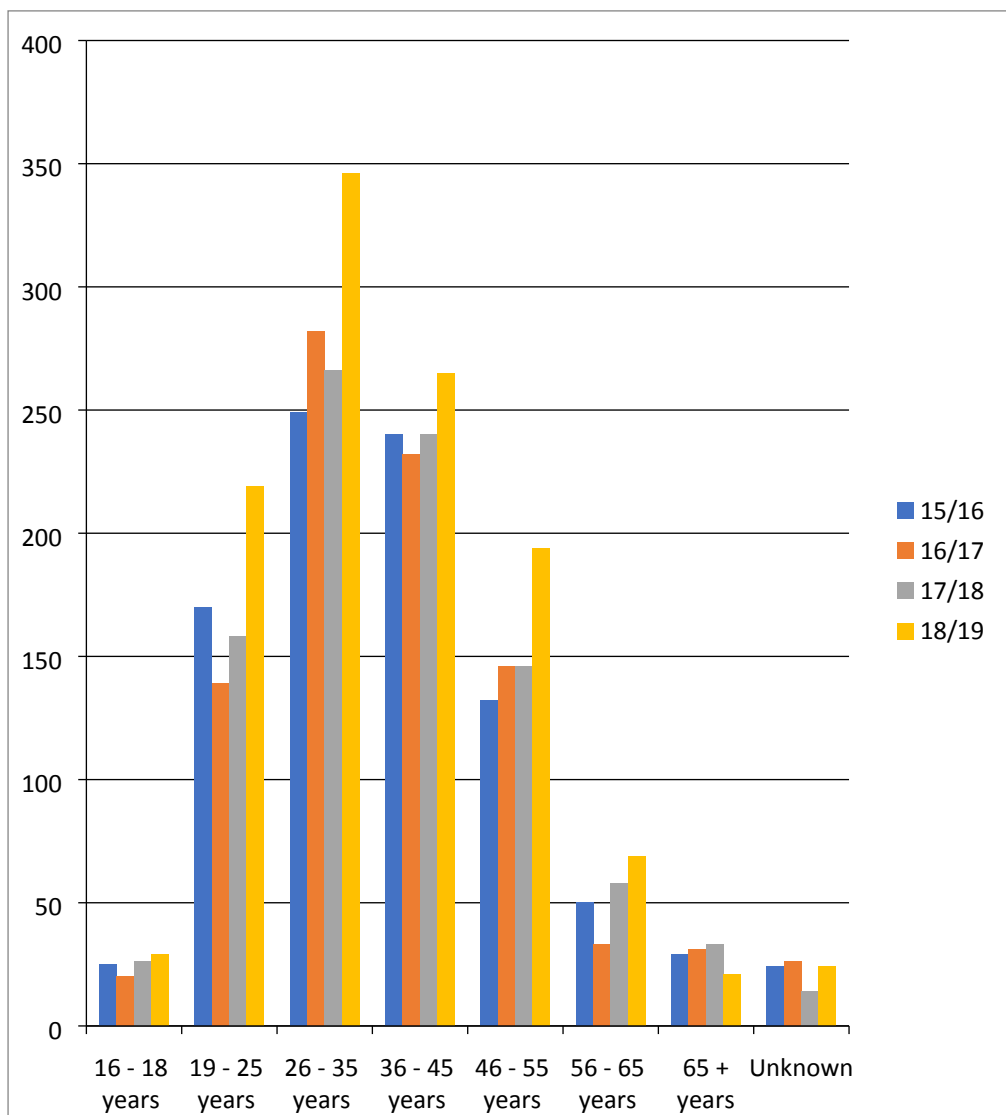
- 1028 were female (89% of referrals)
- 126 were male (11% of referrals)
- 2 were transgender.

126 referrals for men were received, an increase from 54 referrals in 17/18 which only equated to 6% of referrals. The figure for 18/19 is slightly below the national average that is 13.2% (Mankind)

- 1000 x White British
- 61 x Unknown *
- 38 x White Other / European / Irish
- 28 x Mixed Other
- 13 x Asian British / Indian
- 7 x Black British / African
- 7 x Gypsy / Traveller

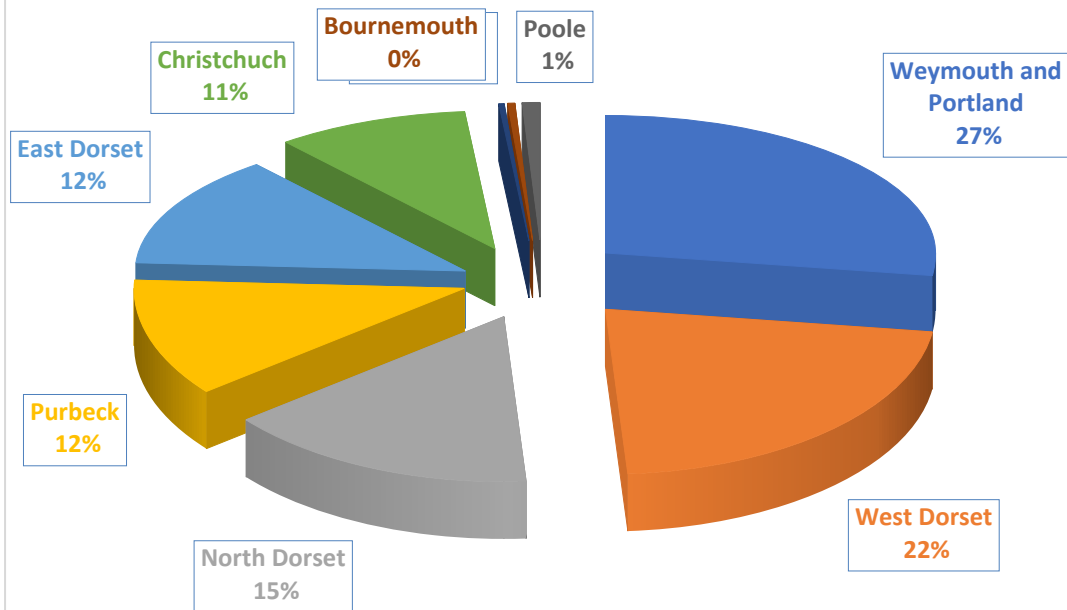
- 973 identified themselves as heterosexual
- 163 unknown or refused to answer
- 16 identified themselves as lesbian / gay
- 2 identified themselves as bi-sexual

Age ranges of clients referred for the total number of referrals for this reporting period

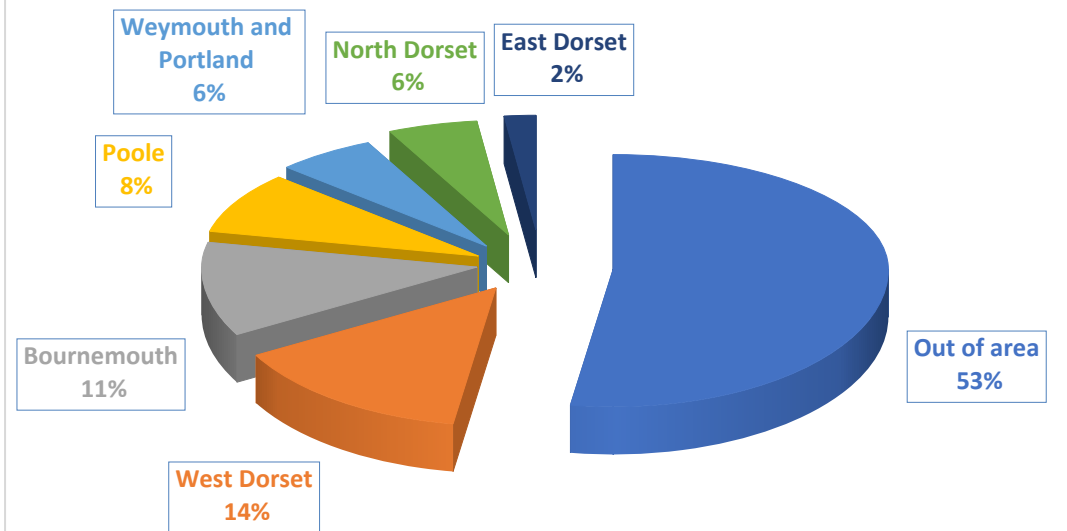


The table shows a breakdown of figures to **outreach** per area for the year.

OUTREACH REFERRALS BY AREA 18/19



REFUGE REFERRALS BY AREA 18/19



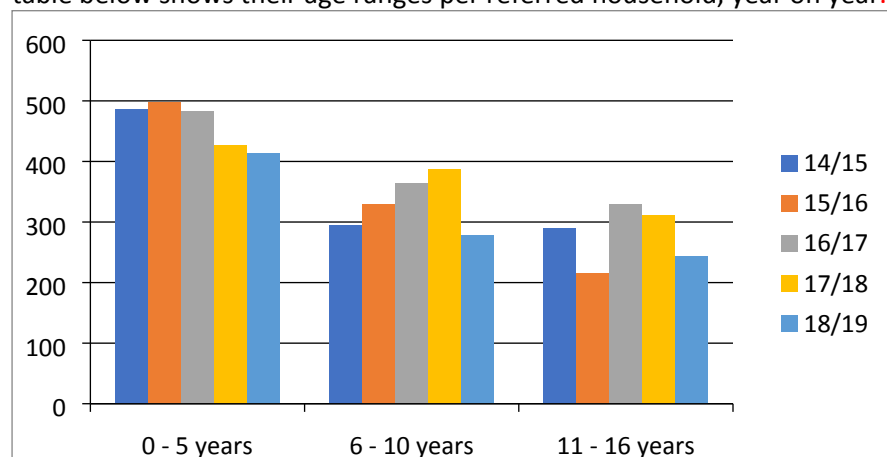
53% of referrals for refuge were from out of area, whereas in 17/18 referrals from out of area was 63%.

The table below shows the hotspots by individual postcodes of where the clients live within Dorset for this reporting period. We have highlighted those areas where there is an increase of more than 10% in green and a decrease of 10% in amber.

Postcode	Referrals 17/18	Referrals 18/19
DT4 - Weymouth	116	162
BH23 - Christchurch	66	113
Out of Area	80	97
DT1 - Dorchester	43	83
DT11 - Blandford	67	63
BH20 - Wareham	48	62
DT3 - Surrounding villages of Weymouth	61	62
BH21 - Wimborne	50	57
DT6 - Bridport	43	49
BH1- BH15 - Bournemouth & Poole	35	48
DT5 - Portland	36	43
BH16 - Purbeck	19	41
DT2 - Surrounding villages of Dorchester	28	39
BH19 - Swanage	21	39
BH22 - Ferndown	29	31
Not known	62	29
SP7 - Shaftesbury	31	29
DT10 - Sturminster Newton	15	25
SP8 - Surrounding villages of Shaftesbury	20	25
DT9 - Sherborne	34	22
BH31 - Verwood	12	14
DT7 - Lyme Regis	10	7
DT8 - Bournemouth	9	7
BH24 - Ringwood	6	5
BH17 & BH18 - Broadstone	0	2
TOTAL	941	1154

Children

The total number of children (excluding pregnancies) currently known to the service is **937** and the table below shows their age ranges per referred household, year on year.

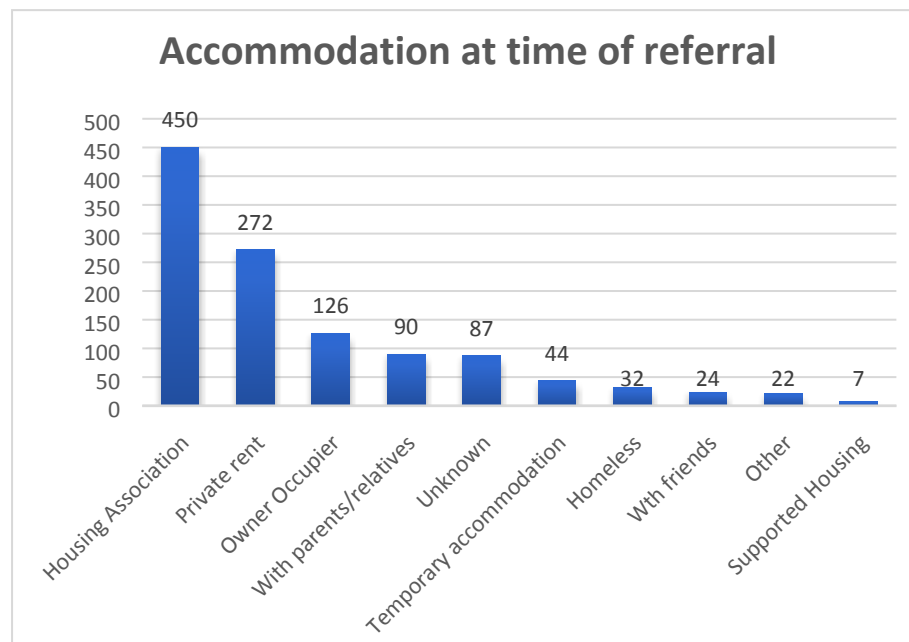


Children between the ages of 0 - 5 years continue to be the highest age range known to the service. There has been a decrease of children across all ages this year, a decrease of 16%.

There continues to be little referrals from agencies who work directly with children and their families equating to only 7% of all of our referrals into the service.

These figures do not include all the children referred to the CYPDAA and are just those reflected within the **1154** clients referred to the Integrated Services.

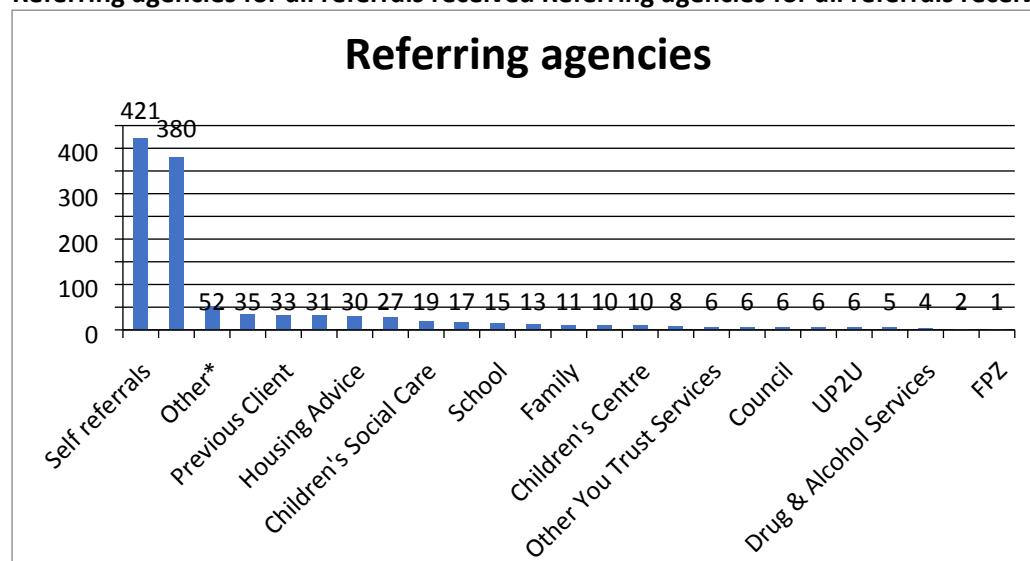
Accommodation at time of referral



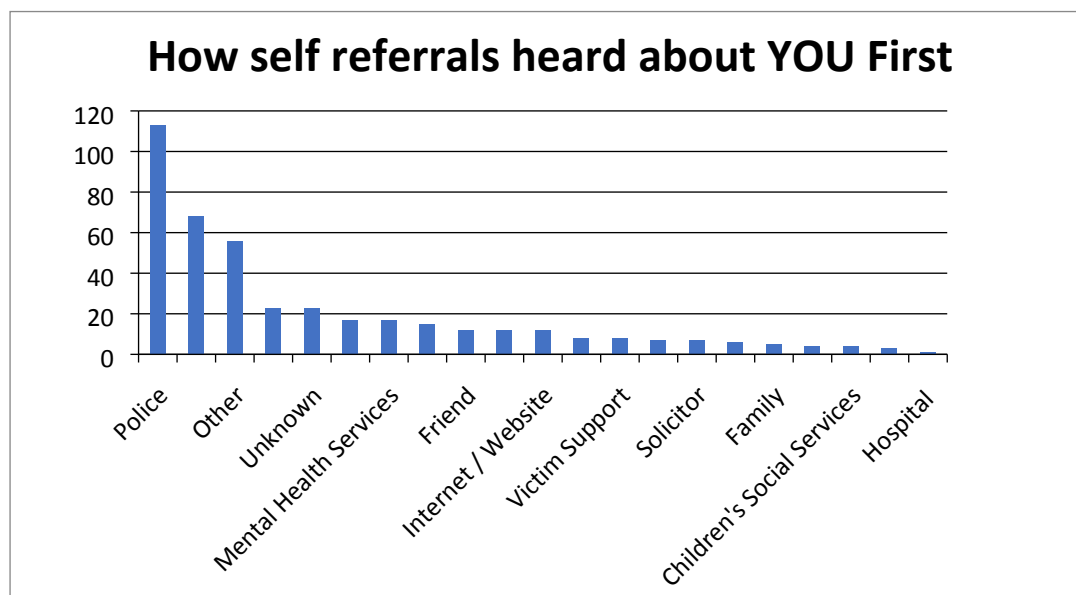
* Other = Prison, Hotel, Army, Shared Accommodation, Hostel, Refuge, Caravan and Sofa Surfing

39% of referrals were residing in a Housing Association property when referred to the service and only 6 referrals were from a housing association.

Referring agencies for all referrals received



**The majority of 'Other' referrals come from Domestic Abuse services out of area, predominantly looking for refuge space.*



Safeguarding, MARAC and MARMM

There were **0** Adult Safeguarding referrals and **7** Children Safeguarding referrals made within the last year. (This does not include when the service contacts the MASH for support and guidance) during this year.

The service raised 5 adult and 7 child incident reports where safeguarding was not necessary.

35 MARAC referrals were made by You First during the reporting period.

3 MARMM meetings were organised where You First chaired the meeting.

